



Euramco Safety

Smoke Ejector Door Bar & Hanger Kit



Owner's Manual



Euramco Safety, Inc.
2746 Via Orange Way
Spring Valley, CA 91978 USA
USA 1.800.4.RAMFAN
Tel +1.619.670.9590
Fax +1.619.670.7345
theteam@euramcosafety.com

www.EuramcoSafety.com

SM-DOORBAR

All product information in the publication is based on the most current information available at the time of printing. Euramco Safety, Inc. reserves the right to make changes at any time without notice.

Features & Benefits

Smoke Ejector Door Bar & Hanger Kit

New Lightweight Design

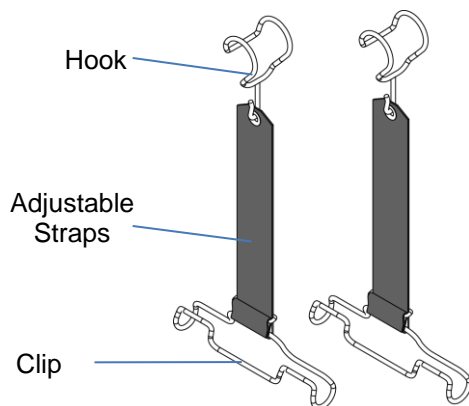
- Suspend smoke ejector fans in a doorway or window for more efficient ventilation or extraction.
- Easy to use, install and carry.
- New adjustable straps for ideal positioning.
- Straps can stay attached to the fan when not in use with the door bar providing a hardy carrying strap.
- Door bar now has extended feet that fit snug in the door jamb for quick, easy setup and extra stability.
- Best value on the market!



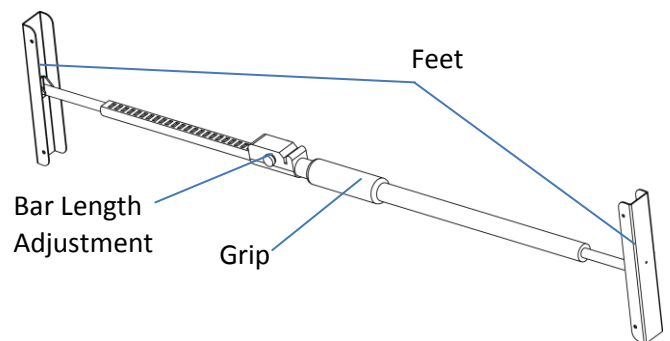
Installation

Door Bar & Hanger Kit includes: Qty (1) Door Bar, Qty (2) Hanger Straps with Clips and Hooks.

Hanger Straps

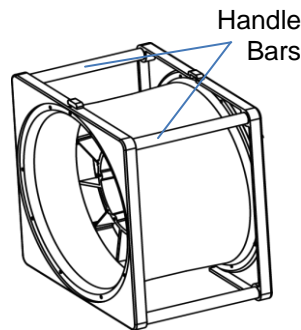


Door Bar





1. Secure Clips to fan Handle Bars. The Straps should be on the outer edge of the fan.



2. Place the Door Bar in the door jamb or window with the feet in a vertical position.



3. Push down on the Bar Length Adjustment and extend bar to the width of the door or window opening.

4. Place one hand on the Grip and twist bar until secure in place. **DO NOT OVERTIGHTEN!**

5. Suspend fan by placing Hooks over Door Bar.



Parts

Order No.	Description
EA7095K	Door Bar & Hanger Kit
EA7092K	Hanger Kit
EA7081	Door Bar

Contact Euramco Safety for spare parts or to find an Authorized Dealer near you.

Phone: +1.619.670.9590

Email: theteam@euramcosafety.com

Explore our website and online catalog at www.EuramcoSafety.com and discover how RAMFAN can make a difference in your field!